

COMPOSITE SUPER LIGHT MODULE 12x2



ULTRA-LIGHTWEIGHT
2.8 kg (3.6 kg/m²)



HIGH-EFFICIENCY SILICON CELL
Monocrystalline cells
No thin film!



UNIQUE "LOW DEGRADATION" WARRANTY
Minimum 85 % yield after 40 years



PATENTED MULTI-LAYER CELL ENCAPSULATION
Maximal microcrack protection
Increased longevity



ETFE FRONT SHEET
Soil-repellent (high self-cleaning effect)
UV & salt resistant
Optimal heat dissipation



HIGH YIELD IN ANY POSITION
Multi-directional lens structure



BENDABLE
Smallest bending diameter (2m)



EASY TO INSTALL
Simple but strong adhesive bonding
No metal subsystem required
No ballast required



TAILOR-MADE OPTIONS AVAILABLE
Sizing to your requirement
Transparent back sheet

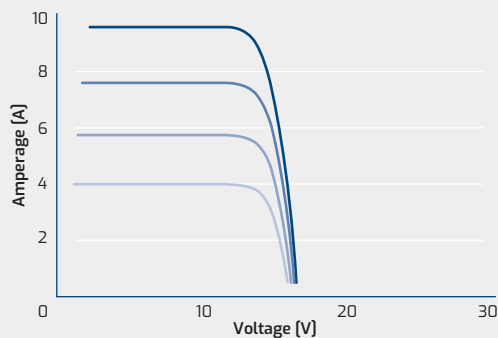


EXTREME WEATHER CONDITIONS
Even in heat, sandstorms and dusty conditions, the module provides stable and durable performance



THERMAL CHARACTERISTICS

Operating temperature range	-40°C to +85°C
Temperature coefficient P _{mpp}	-0.34 % / °C
Temperature coefficient V _{oc}	-0.25 % / °C
Temperature coefficient I _{sc}	+0.03 % / °C




I-V-CURVES 12 x 2 M

—	1000W/m ²
—	800W/m ²
—	600W/m ²
—	400W/m ²
	±5W/m ²

TECHNICAL DATA

Solar cells	5BB monocrystalline solar cells
Maximum system voltage	1000 V.
Maximum overcurrent protection rating	20 A
I _{sc}	9.48 A
I _{mpp}	8.95 A
Weight	2.8 kg (3.6 kg/m ²)
Front sheet	Soil-repellent ETFE
Encapsulation	Patented fiberglass-reinforced plastic
Back sheet	High-resistance PET
Junction box	TÜV-certified (IP67/68) with bypass diodes
Cables	2 x 4 mm ²
Connector	Original MC4-Evo2



COMPOSITE SUPER LIGHT MODULE 12 x 2 M RJB | 12 x 2 M FJB

Name	Power	Solar cells	Module length	Module width	Voc (V)	Vmpp (V)	Imp (A)	Isc (A)
12x2 M RJB	120 Wp	24	2,035 mm	377 mm	16.43	13.56	8.95	9.48
12x2 M FJB	120 Wp	24	2,035 mm	377 mm	16.43	13.56	8.95	9.48

RJB = rear junction box FJB = front junction box



APPLICATIONS

Building-integrated and building-applied PV (rooftop, facade), special applications



POWER RANGE

20-330 Wp
 Tolerances*
 ≥ 250 Wp: - 0 / + 10 W
 < 250 Wp: - 5 / + 5 W
 Isc: +/- 10 %
 Voc: +/- 10 %
 * all electrical data at STC (1,000 W/m² 25 +/-2 °C, AM 1.5 according to IEC 60904-3)



HIGH RELIABILITY

conform to:
 IEC 61730 | IEC 61215
 IEC 62804-1
 Potential-induced degradation
 IEC 61701 Salt mist corrosion
 IEC 62716 Ammonia corrosion
 EN 13501-5 B_{ROOF} (t1)
 "Flying sparks test"



WARRANTY

10-year product warranty
 40-year linear performance warranty for building-integrated and building-applied installations




www.das-energy.com



download factsheets



Phone / +43 2622 35035
 E-Mail / office@das-energy.com
 Web / www.das-energy.com



Ferdinand Graf von Zeppelin-Straße 18
 2700 Wiener Neustadt, Austria

SCIENTIFIC PARTNERS AND ASSOCIATIONS

