

# PLENTICORE MP G3

Hybrid inverter monophase - 3.0 to 7.0 kW



Data sheet

# PLENTICORE MP G3: For single-phase connection

## All-in-one

- Can be used universally as PV, hybrid or battery inverter
- Optionally releaseable Battery input<sup>1, 2)</sup>
- Optional power upgrade<sup>1)</sup>
- Compatibility with various high-voltage batteries<sup>2)</sup>
- Backup power capable (backup function) with external switchover device
- 2-3 MPP trackers for maximum flexibility
- Extended MPP range - perfect for repowering

## Easy to install

- Simple device configuration with commissioning wizard via display, smartphone with web browser or KOSTAL Solar App.
- Safe installation thanks to clearly arranged, separate terminal compartment with Push-In terminals and protected power electronics
- DC overvoltage protection type 2 optionally retrofittable
- Always up to date with the latest software thanks to AutoUpdate




## Smart performance

- Fast, self-learning shadow management for maximum yields
- Dynamic active power control and 24-hour home-consumption measurement<sup>2)</sup>
- Low conversion losses due to DC coupling and high-voltage battery
- High DC input currents (17A)
- Prepared for additional battery charge via AC energy sources<sup>2)</sup>

## Smart connected

- Smart Communication Board: control interfaces integrated as standard
- Display, data logger and system monitoring
- Free KOSTAL Solar Portal and KOSTAL Solar App for monitoring the PV system
- 2 x LAN, WiFi, 4 x digital switching outputs for self-consumption control or event reporting, "SG Ready" compatible, evaluation of external overvoltage protection modules
- Modbus/SunSpec (TCP) for SmartHome integration
- EEBus

# PLENTICORE MP G3: compact and rapidly deployable



<sup>1)</sup> Optional battery and power upgrade available for a fee from your wholesaler.

<sup>2)</sup> Compatible energy meter required (see document Released energy meters in the download area for the product)

# PLENTICORE MP G3: Technical data

PLENTICORE MP G3		S			M					
Input side (DC)	Basic power	kW	3.0	-	-	4.6 <sup>5)</sup>	5.0 <sup>5)</sup>	-	-	
	Optional power upgrade level 1 <sup>1)</sup>	kW	-	3.6 <sup>5)</sup>	4.0 <sup>5)</sup>	-	-	6.0	-	
	Optional power upgrade level 2 <sup>1)</sup>	kW	-	-	-	-	-	-	7.0	
	Max. PV power (cos φ = 1)	kWp	4.5	5.4	6.0	6.9	7.5	9.0	10.5	
	Max. PV power per DC input	kW	8.25	8.25	8.25	10.5	10.5	10.5	10.5	
	Nominal DC power	kW	3.07	3.68	4.09	4.69	5.1	6.12	7.14	
	Rated input voltage (U <sub>DC,r</sub> )	V	650							
	Start-up input voltage (U <sub>DCstart</sub> )	V	95							
	Max. system voltage (U <sub>DCmax</sub> )	V	1000							
	MPP range at rated output (U <sub>MPPmin</sub> ) <sup>3)</sup>	V	85	125	125	95	105	125	145	
	MPP range at rated output (U <sub>MPPmax</sub> ) <sup>3)</sup>	V	800	800	800	800	800	800	800	
	Working voltage range (U <sub>DCworkmin</sub> - U <sub>DCworkmax</sub> ) <sup>4)</sup>	V	75...900							
	Max. input current (I <sub>DCmax</sub> ) per DC input	A	17			17				
	Max. PV short-circuit current (I <sub>SC,PV</sub> ) per DC input	A	23.8			23.8				
	Number of DC inputs		2			3				
	Number of combined DC inputs (PV or battery)		1							
	Number of independent MPP trackers		2			3				
	DC 3 – battery input optional									
	Min. working voltage for battery input (U <sub>DCworkbatmin</sub> )	V	95							
	Max. working voltage for battery input (U <sub>DCworkbatmax</sub> )	V	650							
Max. charging/discharging current at battery input	A	17/17								
Max. BAT power per DC input	kW	8.25	8.25	8.25	10.5	10.5	10.5	10.5		
Output side (AC)	Rated power, cos φ = 1 (P <sub>AC,r</sub> )	kW	3.0	3.6	4.0	4.6	5.0	6.0	7.0	
	Apparent output power (S <sub>AC,Nom</sub> , S <sub>AC,max</sub> )	kVA	3.0/3.0	3.6/3.6	4.0/4.0	4.6/4.6	5.0/5.0	6.0/6.0	7.0/7.0	
	Min. output voltage (U <sub>ACmin</sub> )	V	184							
	Max. output voltage (U <sub>ACmax</sub> )	V	264.5							
	Rated AC current (I <sub>AC,r</sub> )	A	13.0	15.7	17.4	20.0	21.7	26.1	30.4	
	Max. output current (I <sub>ACmax</sub> )	A	19.3			32.0				
	Short-circuit current (peak/RMS)	A	9.1/ 6.4	12.4/ 8.8	15.9/ 11.3	19.2/ 13.6	22.6/ 16.0	28.2/ 20.0	34.1/ 24.1	
	Grid connection		~, 230V, 50Hz							
	Rated frequency (f <sub>r</sub> )	Hz	50							
	Min/max grid frequency (f <sub>min</sub> /f <sub>max</sub> )	Hz	47/52.5							
	Setting range of the power factor (cos φ <sub>AC,r</sub> )		0.8 ... 1 (ind./cap.)							
	Power factor for rated power (cos φ <sub>AC,r</sub> )		1							
	Max. THD	%	3							
	Standby	W	2.5							
	Backup operation	Backup power operation								
Nominal apparent power in backup mode <sup>2)</sup>		kVA	4.0			7.0				
Nominal power per phase		kW	4.0			7.0				
Range cos φ			0...1							
Start-up apparent power for min. 5 sec at U <sub>AC,r</sub>		kVA	4.4			7.36				
Max. output current		A	19.32			32.0				
Start time with manual KOSTAL BackUp Switch		s	<5							
Start time with automatic backup box	s	<30								
Operating hours in backup mode	h	5000								

<sup>1)</sup> Optional battery and power upgrade available for a fee from your wholesaler.

<sup>2)</sup> Nominal output power: The actual output power depends on the system and storage size.

<sup>3)</sup> MPP range at rated output: Outside the MPP range, MPP control takes place below the nominal power. Based on full occupancy of all MPP trackers.

<sup>4)</sup> Working voltage range: No feed-in takes place outside the working voltage range.

<sup>5)</sup> Only one PLENTICOREIN is needed for the power upgrade 3.6 and 4.0. The basic power level 4.6 and 5.0 is country-dependent and is set via the country parameter set.

PLENTICORE MP G3			S			M			
η	Max. efficiency	%	97.7	97.7	97.7	98.0	98.0	98.0	98.0
	European efficiency	%	96.5	96.6	96.7	96.9	97.0	97.1	97.2
	MPP adjustment efficiency	%	99.9						
System data	Topology: Without galvanic isolation – transformerless		yes						
	Protection class according to IEC 60529		IP 65						
	Protective class according to IEC 62103		I						
	Overvoltage category according to IEC 60664-1, input side (PV generator)		II						
	Overvoltage category according to IEC 60664-1, output side (grid connection)		III						
	DC overvoltage protection module type 2 - optionally retrofittable		yes						
	Degree of contamination		4						
	Environmental category (outdoor installation)		yes						
	Environmental category (indoor installation)		yes						
	UV resistance		yes						
	AC cable diameter (min-max)	mm	10...28						
	AC cable cross-section (min-max)	mm <sup>2</sup>	2.5 ... 10			4...10			
	DC cable cross-section (PV/BAT) (min-max)	mm <sup>2</sup>	2.5...6 / 6			2.5...6 / 6			
	Max. fuse protection on output side according to IEC 60898-1		B25/C25			B32/C32			
	Internal operator protection according to EN 62109-2		RCCB type B						
	Independent disconnection device according to VDE 0126-1-1		yes						
	Mechanical DC disconnecter according to IEC 60947-3		yes						
	Height/width/depth	mm	561 / 409 / 237						
	Weight	kg	18.6			20.3			
	Cooling principle – regulated fans		yes						
	Max. air throughput	m <sup>3</sup> /h	184						
	Noise emission (typical)	dB(A)	< 39						
	Ambient temperature	°C	-20...60						
	Max. installation altitude above sea level	m	2000						
	Relative humidity	%	4...100						
Connection technology, DC side		SUNCLIX plug							
Connection technology, AC side		Spring-type terminal strip							
Connection technology, interfaces		Push-In terminal							
Interfaces	Ethernet LAN (RJ45) / WiFi (IEEE 802.11b/g/n 2.4GHz)		2 / yes						
	Connection of energy meter for collecting energy data (Modbus RTU)		yes						
	Connection external switching device (backup)		yes						
	Digital inputs		Ripple control receiver or external battery control, CEI, OVP monitoring						
	Digital outputs		4 (24 V, 100 mA)						
	Clamping range, connection terminals, interfaces	mm <sup>2</sup>	0.2 ... 1.5						
	Webserver (user interface)		yes						
	Warranty (Smart Warranty / Smart Warranty plus <sup>1)</sup> )	Years	10 (5 + 5)						
	Directives/Certification <sup>2)</sup>		CE, GS, CEI 0-21, C10/11, EN 62109-1, EN 62109-2, EN 60529, EN 50438, EN 50549-1, NAV/EEA, G98, G99, EIFS2018, IEC 61727, IEC 62116, RD 1699, RD 647, RFG, TOR Erzeuger, UNE 206006, UNE 206007-1, VDE 0126-1-1, VDE-AR-N 4105, VJV2018						

Subject to technical changes. Errors excepted. You can find current information at [www.kostal-solar-electric.com](http://www.kostal-solar-electric.com).

<sup>1)</sup> Activate your free warranty (Smart Warranty) now in the KOSTAL Solar online shop ([shop.kostal-solar-electric.com](http://shop.kostal-solar-electric.com)). For Smart Warranty Plus, you must also register your device in our KOSTAL Solar portal. This does not affect your statutory warranty. You will find more information about the service and warranty conditions in the download area for your product.

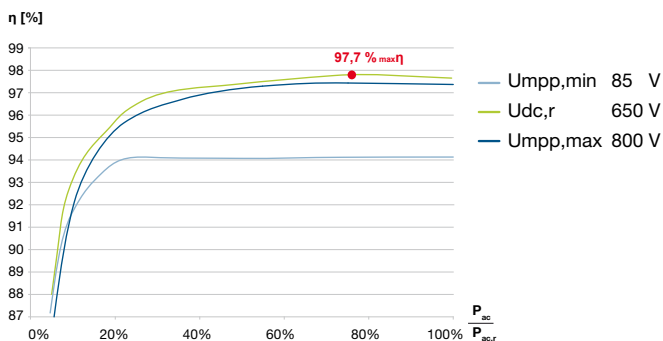
<sup>2)</sup> Information on available Directive/parameter sets can be found in the product download area in the document 'Initial commissioning - Country setting'.  
Directive EN50438, EN50549-1: does not apply to all national annexes

# PLENTICORE MP G3: Overview of all power classes

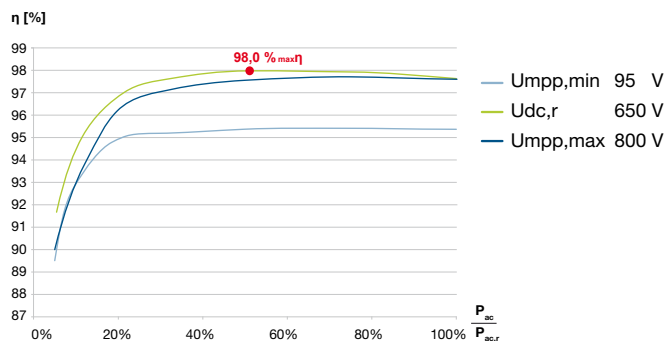


Purchase the PLENTICORE MP inverter with a basic power of S or M. The basic power can be optionally upgraded in two stages. This gives you maximum flexibility when planning your system - even at a later date without replacing the inverter.

## PLENTICORE MP S G3



## PLENTICORE MP M G3



### PLENTICORE MP G3

**S**  
3.0 - 4.0 kW

**M**  
4.6 - 7.0 kW

Basic power [kW]

3.0

4.6/5.0\*

Optional power upgrade [kW]  
Level 1

3.6\*

6.0

4.0\*

Optional power upgrade [kW]  
Level 2

-

7.0



Optional battery and power upgrade available for a fee from your wholesaler.

\* PLENTICORE MP S G3: Only one PLENTICOIN is needed for power upgrades from 3.6 to 4.0.  
PLENTICORE MP M G3: The basic power level 4.6 and 5.0 is country-dependent and is set via the country parameter set.

## Services for our products

Activation of the KOSTAL Smart Warranty via [shop.kostal-solar-electric.com](http://shop.kostal-solar-electric.com)  
You can find all further information at [www.kostal-solar-electric.com](http://www.kostal-solar-electric.com)

